

Name : _____

Answer key

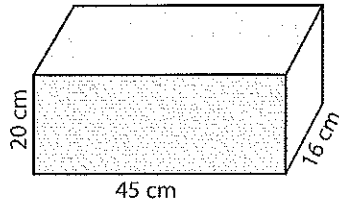
Score : _____

Surface Area - Rectangular Prism

MS2

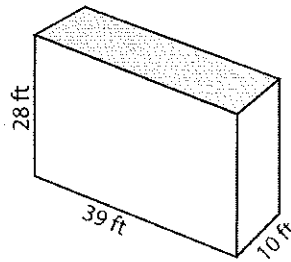
Find the surface area of each rectangular prism.

1)



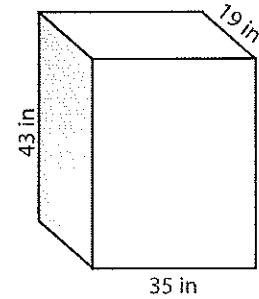
Surface Area = 3880 cm²

2)



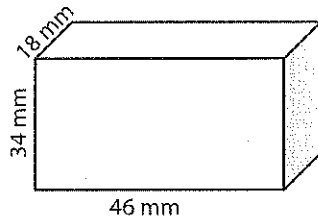
Surface Area = 3524 ft²

3)



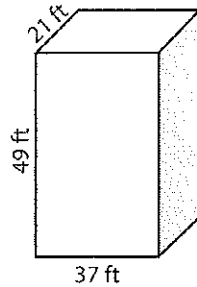
Surface Area = 5974 in²

4)



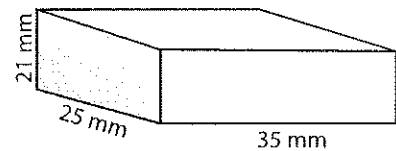
Surface Area = 6008 mm²

5)



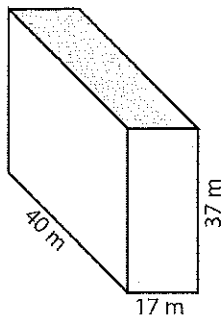
Surface Area = 7238 ft²

6)



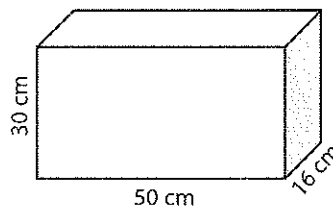
Surface Area = 4270 mm²

7)



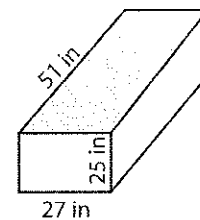
Surface Area = 5578 m²

8)



Surface Area = 5560 cm²

9)



Surface Area = 6654 in²

10) George made a small wooden box that has a dimension of 18 cm x 25 cm x 30 cm. Find the surface area of the box?

Surface Area = 3480 cm²